

## RELIGION PROJECTS







Designed by Lori Odhner, Wendy Hoo, and Sonia Werner

Text: John 3: 1-21

Subject: The Lord and Nicodemus

Dole Notes: Volume: 6 Chapter: 138 Page: 33

Age Group: Beginners, 3-5

basic supplies:      

### materials:


- string (cotton) or candle wicks
- wax (old candles, paraffin)
- newspapers, smocks
- old pan, cans, old hot pads
- portable burner, electric teakettle (or stove)

### teacher preparation:

- melt wax before class and keep hot with hot water from tea kettle
- spread newspapers
- fill a can of water

### procedure: cut string to about 5"

- children march around the table (singing?) and dip string 1st in wax, then in water (to cool) over and over until they have a candle (you can ask them to wipe excess water off candle before redipping in wax if that is a problem)



notes: to keep wax level high, pour boiling water in with it ~it will go to the bottom and push wax level up - encourage quick dips, not slow, or hot water will melt candle bottom

MUSIC: first songs: 12 (bottom); 36

Lori's tape

Liturgy:

Other: This little light of mine