

The Lord Appears to the Disciples

(John 20:26)

Materials Needed for Each Project

scissors

crayons, watercolor paint, or magic markers

1 copy of the background (if possible, print out on cover stock)

1 copy of the figure of the Lord (see below)

Procedure

1. Cut out the figure of the Lord.
2. Color the page showing the disciples.
3. Carefully cut along the line at the base of the door, (cutting around the hand of one of the disciples).
4. Hold the figure of the Lord behind the page with the disciples. Insert through the slit so that the Lord appears in the midst of the disciples.
5. Use the project to illustrate the story as it is read from John 20:19-28.






Figure of the Lord (cut out 1 for each child)





And after eight days His disciples were again inside, and Thomas with them. Jesus came, the doors being shut, and stood in the midst, and said, "Peace be to you!" (John 20:26)